

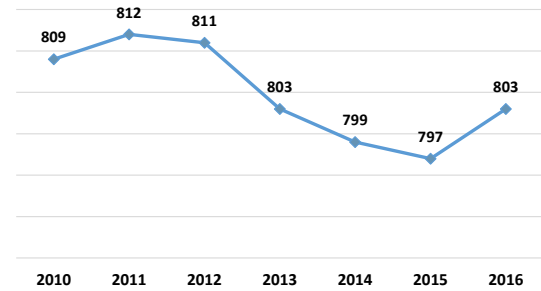
# McCAMMON, IDAHO COMMUNITY PROFILE



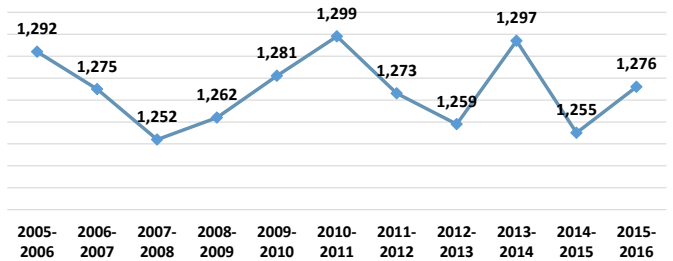
## POPULATION

	McCammon City	Bannock County
<b>Total population</b>		
2016, number	803	84,377
2010, number	809	83,034
Change 2010-2016, percent	-0.7	1.6
<b>Components of population change, 2010-2016</b>		
Net migration change (in-migrants minus out-migrants)		
Number	---	-2,486
Percent	---	-3.0
Natural change (births minus deaths)		
Number	---	4,058
Percent	---	4.9
<b>Population by race, 2012-2016 average, percent of total</b>		
White	92	90
American Indian or Alaskan Native	0	3
Other	8	7
<b>Population by ethnicity, 2012-2016 average, percent of total</b>		
Non-Hispanic	93	92
Hispanic	7	8
<b>Population by age group, 2012-2016 average, percent of total</b>		
Under age 18	28	27
Age 18-64	56	60
Age 65 and older	15	13
Median age, 2012-2016 average, years	40.9	33.0

Population of McCammon, ID, 2010-2016



Enrollment in Marsh Valley School District, 2005-06 to 2015-16

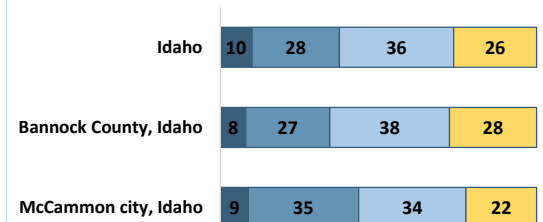


SOURCES: US Census Bureau, US Department of Education

## SOCIAL CHARACTERISTICS

	McCammon City	Bannock County	Idaho State
<b>Income</b>			
Per capita income, 2012-2016 average, dollars	28,825	22,885	24,280
Median household income, 2012-2016 average, dollars	58,333	45,216	49,174
<b>Poverty</b>			
Overall poverty, 2012-2016 average			
Number	93	14,875	244,585
Rate, percent	13.0	18.3	15.2
Children living in poverty, 2012-2016 average			
Number	33	4,692	80,844
Rate, percent	16.5	21.3	19.0
<b>Food insecurity</b>			
Overall rate, 2015, percent	---	14.5	13.2
Rate among children, 2015, percent	---	17.4	16.7

Highest level of education among those age 25 or older in McCammon, 2012-2016 average



- No high school diploma
- High school diploma or equivalent
- Some college or associate's degree
- Bachelor's degree or higher

SOURCES: US Census Bureau, Feeding America

This project is supported by USDA's Agriculture and Food Research Initiative (AFRI) of the National Institute of Food and Agriculture, Grant #2016-10945. It is part of the AFRI Foundational program.

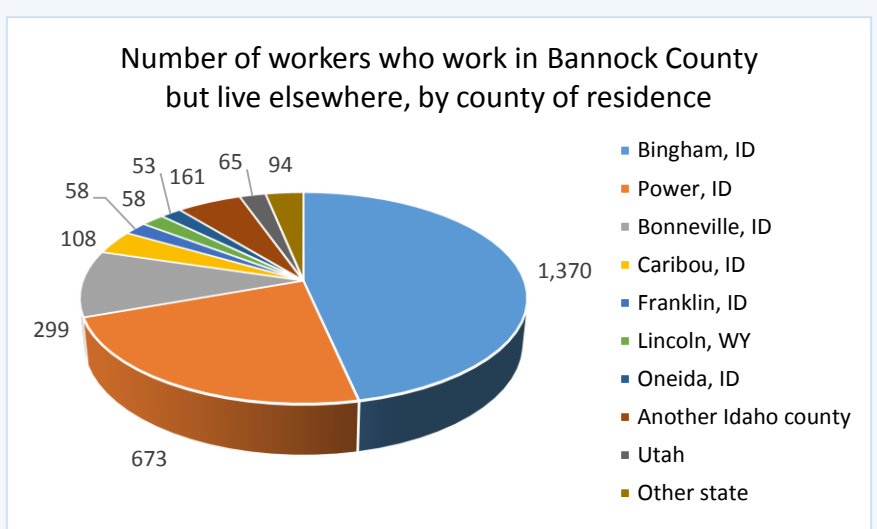
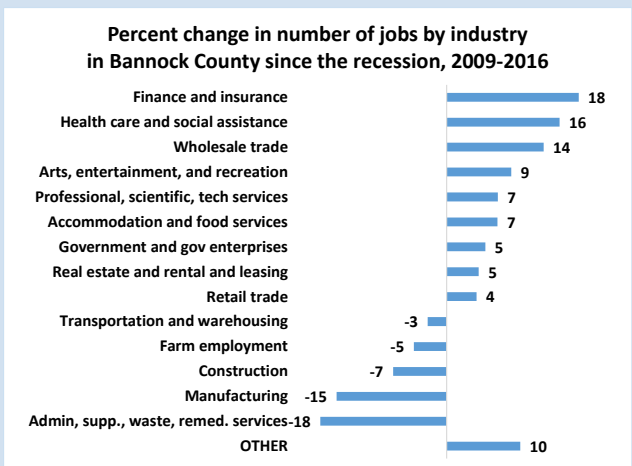
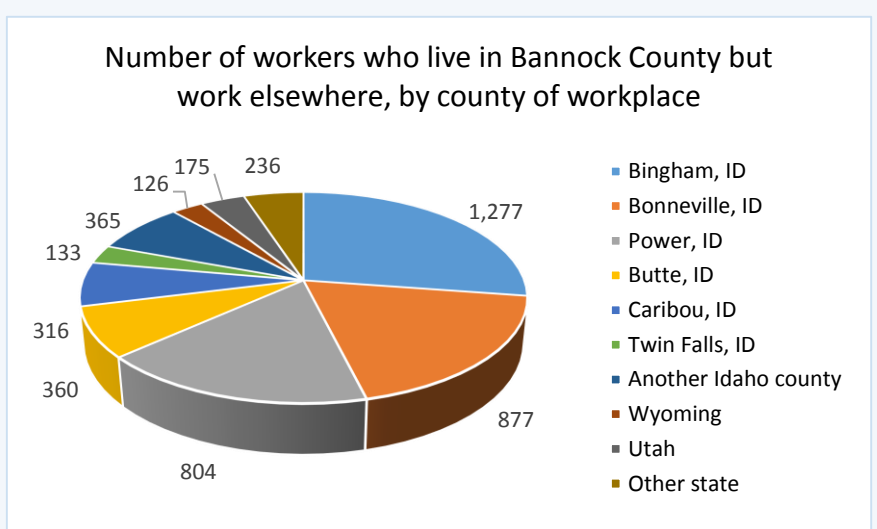
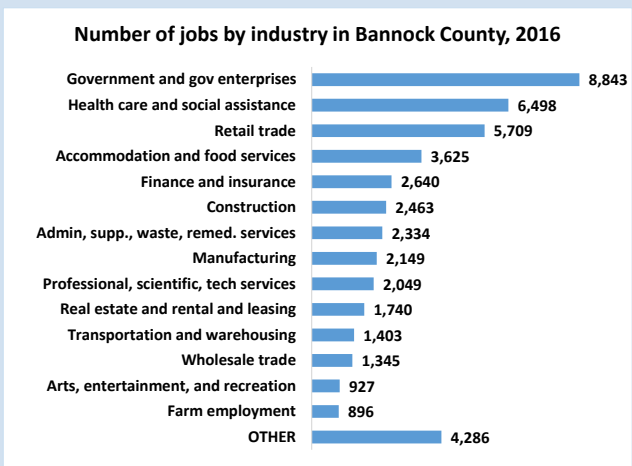
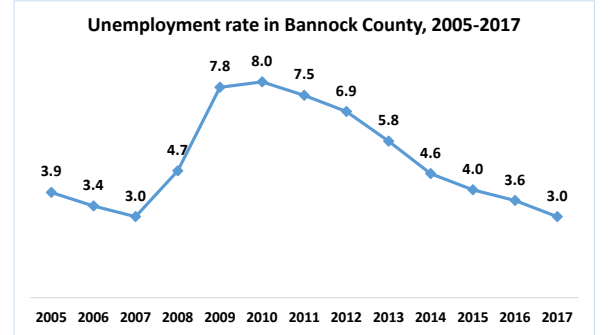
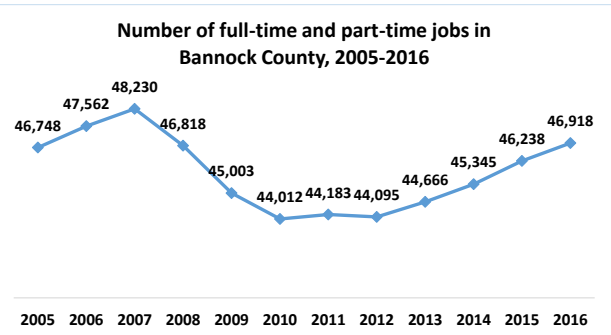


University of Idaho  
Extension



# ECONOMIC CHARACTERISTICS

	McCammom City	Bannock County
<b>Full- and part-time jobs</b>		
Total number, 2016	---	46,918
Total number, 2011	---	44,183
Total number, 2006	---	47,562
Change, 2011-2016, percent	---	6.2
Change, 2006-2011, percent	---	-7.1
<b>Employment characteristics</b>		
Labor force participation rate, 2012-2016 average, percent	60.5	62.5
Unemployment rate, 2012-2016 average, percent	1.6	7.1
Self-employment rate, 2016, percent	---	21.7
Average annual pay, 2016, dollars	---	34,634
<b>Business establishments with paid employees, by size, 2015</b>		
All establishments, number	---	1,987
Establishments with 1-4 paid employees, number	---	1,025
Establishments with 5-9 paid employees, number	---	409
Establishments with 10-19 paid employees, number	---	294
Establishments with 20-49 paid employees, number	---	188
Establishments with 50 or more paid employees, number	---	71



NOTE: "Other" industries include forestry, fishing, and related activities; mining, quarrying, and oil and gas extraction; utilities; information; management of companies and enterprises; educational services; and other services.

# HOUSING CHARACTERISTICS

	McCammon City	Bannock County
<b>Total housing units, 2012-2016 average</b>		
Number of housing units	288	33,400
<b>Housing tenure, 2012-2016 average, percent of housing units</b>		
Owner-occupied units	80	68
Renter-occupied units	20	32
<b>Housing type, 2012-2016 average, percent of housing units</b>		
1 unit, attached or detached	84	70
2-4 units	1	12
5 or more units	1	9
Mobile home, boat, RV, van, etc.	15	9
<b>Housing affordability, 2012-2016 average</b>		
Households spending 30% or more of income on housing costs		
Owner-occupied units, percent	27	20
Renter-occupied units, percent	44	45



SOURCES: US Census Bureau

## RESOURCES

Headwaters Economics, Economic Profile System

<https://headwaterseconomics.org/tools/economic-profile-system/>

- McCammon City – Demographics
- Bannock County – Multiple topics
  - Demographics
  - Socioeconomic measures
  - Agriculture, timber, and mining, including oil & gas
  - Services and tourism
  - Government
  - Non-labor income
  - Public land amenities
  - Federal land payments
  - Wildland urban interface

## PROJECT PARTNERS

University of Idaho

Idaho Rural Partnership

## CONTACT INFORMATION

Jon Barrett

[Jon.Barrett@irp.idaho.gov](mailto:Jon.Barrett@irp.idaho.gov)

<http://medamembers.org/meda>

<http://irp.idaho.gov>