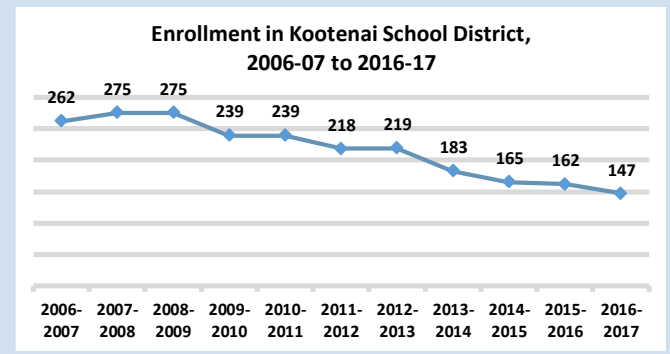
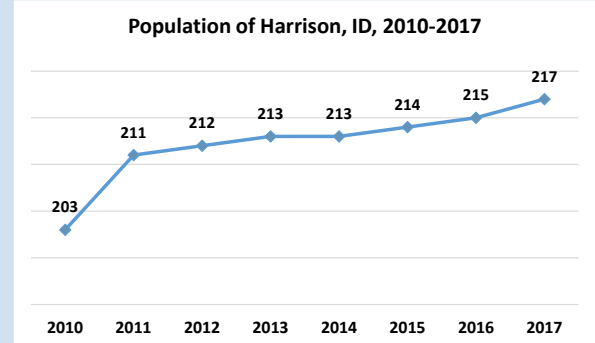


HARRISON, IDAHO COMMUNITY PROFILE



POPULATION

	Harrison City	Kootenai County
Total population		
2017, number	217	157,637
2010, number	203	138,494
Change 2010-2017, percent	6.9	13.8
Components of population change, 2010-2017		
Net migration change (in-migrants minus out-migrants)		
Number	---	15,551
Percent	---	11.2
Natural change (births minus deaths)		
Number	---	3,534
Percent	---	2.6
Population by race, 2013-2017 average, percent of total		
White	95	94
American Indian or Alaskan Native	3	1
Other	2	4
Population by ethnicity, 2013-2017 average, percent of total		
Non-Hispanic	100	96
Hispanic	0	4
Population by age group, 2013-2017 average, percent of total		
Under age 18	20	23
Age 18-64	54	59
Age 65 and older	26	17
Median age, 2013-2017 average, years	51.3	39.7

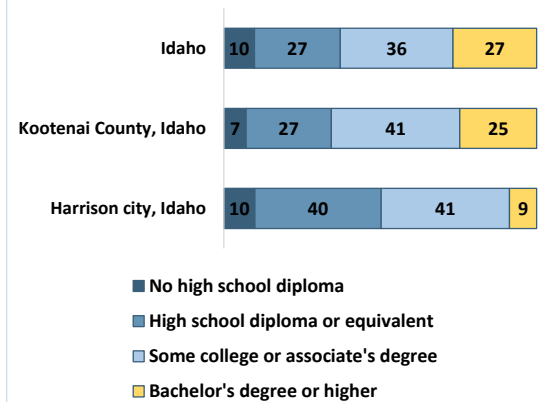


SOURCES: US Census Bureau, US Department of Education

SOCIAL CHARACTERISTICS

	Harrison City	Kootenai County	Idaho State
Income			
Per capita income, 2013-2017 average, dollars	26,569	28,275	25,471
Median household income, 2013-2017 average, dollars	44,375	53,189	50,985
Poverty			
Overall poverty, 2013-2017 average			
Number	27	18,668	236,000
Rate, percent	13.0	12.6	14.5
Children living in poverty, 2013-2017 average			
Number	10	6,549	76,426
Rate, percent	23.8	18.9	17.8
Food insecurity			
Overall rate, 2016, percent	---	14.0	13.2
Rate among children, 2016, percent	---	17.6	16.7

Highest level of education among adults age 25+ in Kootenai County, 2013-2017 average



SOURCES: US Census Bureau, Feeding America

This project is supported by USDA's Agriculture and Food Research Initiative (AFRI) of the National Institute of Food and Agriculture, Grant #2016-10945. It is part of the AFRI Foundational program.

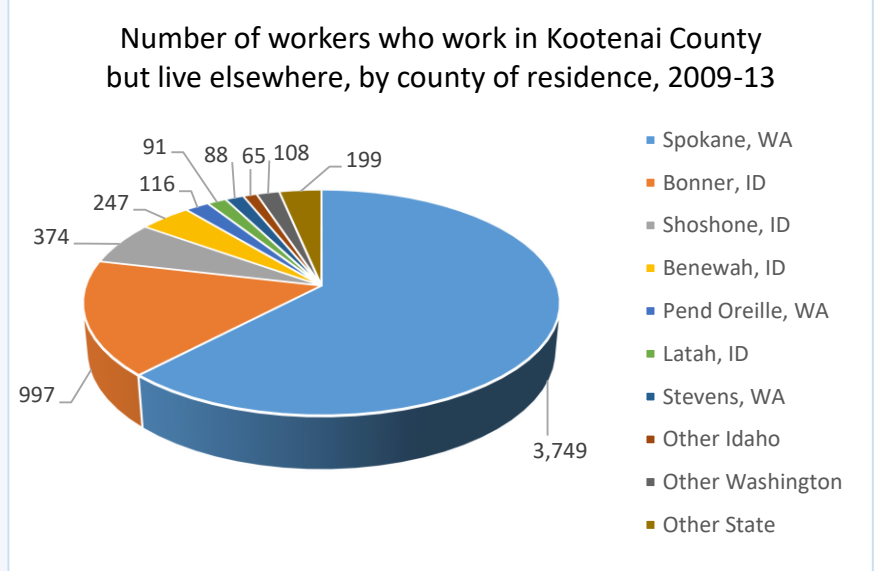
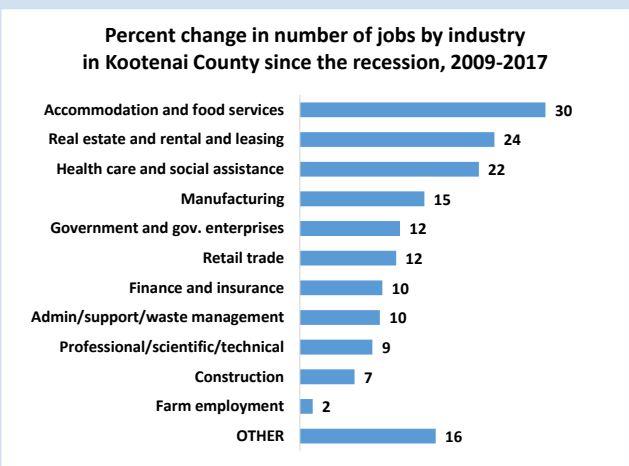
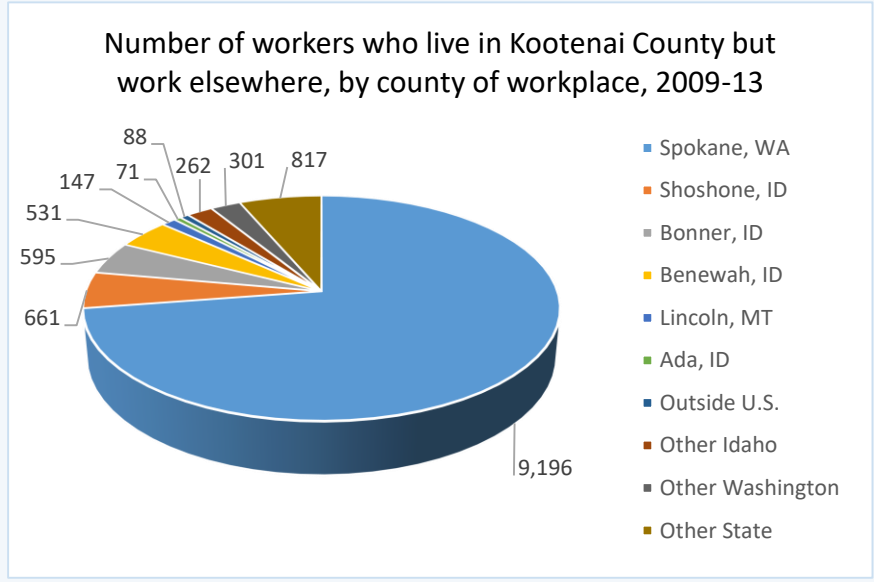
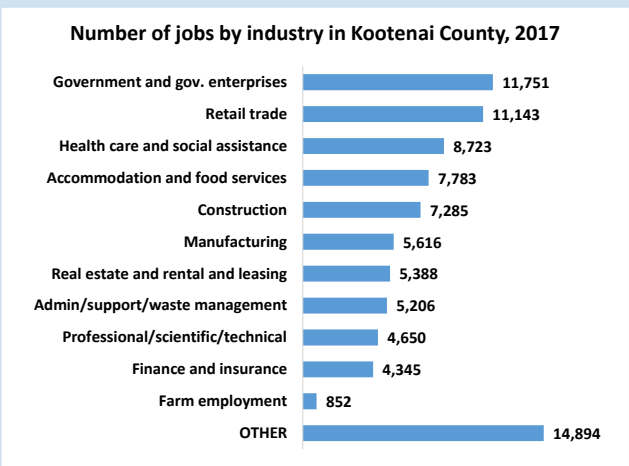
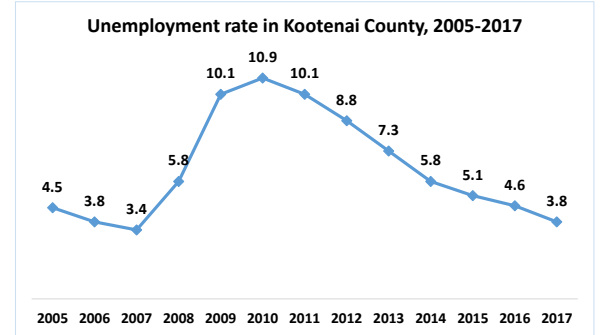
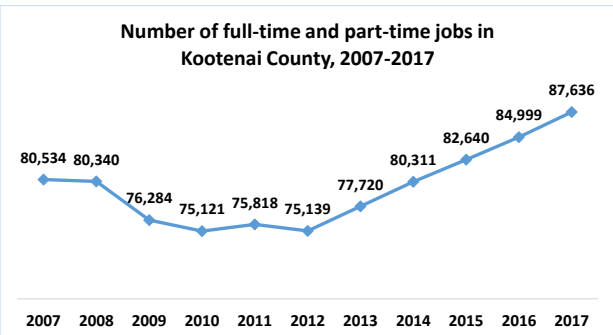


University of Idaho
Extension



ECONOMIC CHARACTERISTICS

	Harrison City	Kootenai County
Full- and part-time jobs		
Total number, 2017	---	87,636
Total number, 2012	---	75,139
Total number, 2007	---	80,534
Change, 2012-2017, percent	---	16.6
Change, 2007-2012, percent	---	-6.7
Employment characteristics		
Labor force participation rate, 2013-2017 average, percent	60.6	60.8
Unemployment rate, 2013-2017 average, percent	13.8	6.1
Self-employment rate, 2017, percent	---	27.1
Average annual pay, 2017, dollars	---	38,073
Business establishments with paid employees, by size, 2015		
All establishments, number	---	4,513
Establishments with 1-4 paid employees, number	---	2,640
Establishments with 5-9 paid employees, number	---	828
Establishments with 10-19 paid employees, number	---	547
Establishments with 20-49 paid employees, number	---	350
Establishments with 50 or more paid employees, number	---	148



NOTE: "Other" industries include forestry, fishing, and related activities; mining, quarrying, and oil and gas extraction; utilities; wholesale trade; transportation and warehousing; information; management of companies and enterprises; educational services; arts, entertainment, and recreation; and other services.

HOUSING CHARACTERISTICS

	Harrison City	Kootenai County
Total housing units, 2013-2017 average		
Number of housing units	168	67,941
Housing tenure, 2013-2017 average, percent of housing units		
Owner-occupied units	62	71
Renter-occupied units	38	29
Housing type, 2013-2017 average, percent of housing units		
1 unit, attached or detached	71	77
2-4 units	3	6
5 or more units	14	9
Mobile home, boat, RV, van, etc.	12	8
Housing affordability, 2013-2017 average		
Households spending 30% or more of income on housing costs		
Owner-occupied units, percent	11	24
Renter-occupied units, percent	59	43

SOURCES: US Census Bureau



RESOURCES

Headwaters Economics, Economic Profile System

<https://headwaterseconomics.org/tools/economic-profile-system/>

- Harrison City – Demographics
- Kootenai County – Multiple topics
 - Demographics
 - Socioeconomic measures
 - Agriculture, timber, and mining, including oil & gas
 - Services and tourism
 - Government
 - Non-labor income
 - Public land amenities
 - Federal land payments
 - Wildland urban interface

PROJECT PARTNERS

University of Idaho

Idaho Rural Partnership

CONTACT INFORMATION

Jon Barrett

Jon.Barrett@irp.idaho.gov

<http://irp.idaho.gov>

