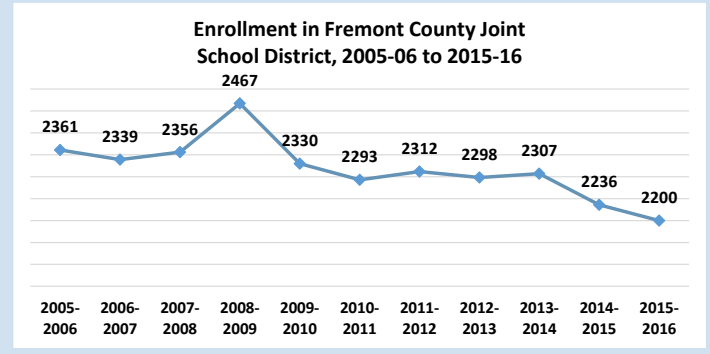
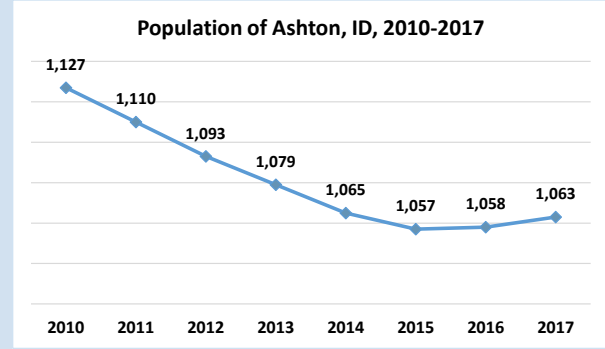


# ASHTON, IDAHO COMMUNITY PROFILE



## POPULATION

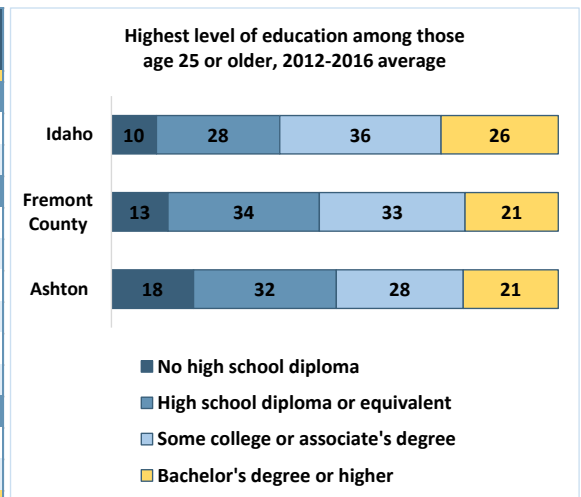
	Ashton City	Fremont County
<b>Total population</b>		
2017, number	1,063	13,094
2010, number	1,127	13,242
Change 2010-2017, percent	-5.7	-1.1
<b>Components of population change, 2010-2016</b>		
Net migration change (in-migrants minus out-migrants)		
Number	---	-773
Percent	---	-5.8
Natural change (births minus deaths)		
Number	---	614
Percent	---	4.6
<b>Population by race, 2012-2016 average, percent of total</b>		
White	91	94
American Indian or Alaskan Native	0	0
Other	9	6
<b>Population by ethnicity, 2012-2016 average, percent of total</b>		
Non-Hispanic	73	88
Hispanic	27	12
<b>Population by age group, 2012-2016 average, percent of total</b>		
Under age 18	30	28
Age 18-64	52	56
Age 65 and older	19	16
Median age, 2012-2016 average, years	37.3	36.9



SOURCES: US Census Bureau, US Department of Education

## SOCIAL CHARACTERISTICS

	Ashton City	Fremont County	Idaho State
<b>Income</b>			
Per capita income, 2012-2016 average, dollars	18,851	21,196	24,280
Median household income, 2012-2016 average, dollars	38,869	49,973	49,174
<b>Poverty</b>			
Overall poverty, 2012-2016 average			
Number	295	1,475	244,585
Rate, percent	29.2	12.0	15.2
Children living in poverty, 2012-2016 average			
Number	146	595	80,844
Rate, percent	47.4	17.3	19.0
<b>Food insecurity</b>			
Overall rate, 2015, percent	---	10.9	13.2
Rate among children, 2015, percent	---	15.7	16.7



SOURCES: US Census Bureau, Feeding America

This project is supported by USDA's Agriculture and Food Research Initiative (AFRI) of the National Institute of Food and Agriculture, Grant #2016-10945. It is part of the AFRI Foundational program.

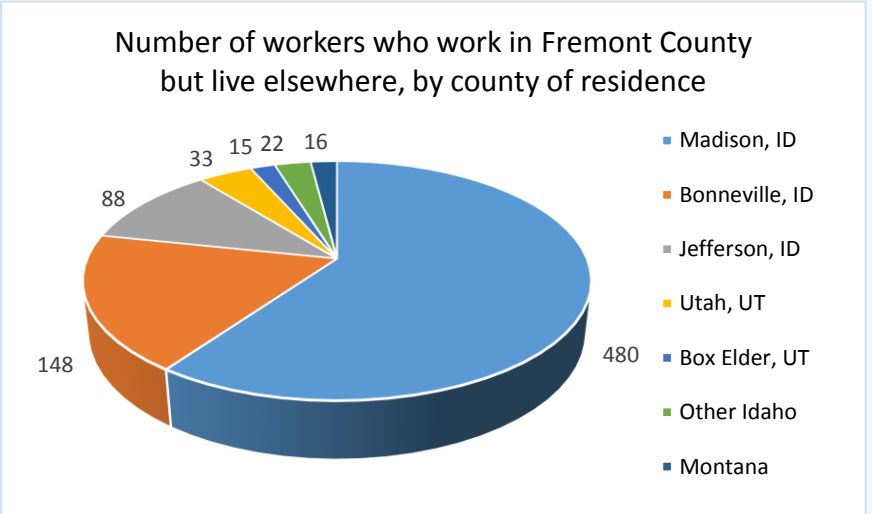
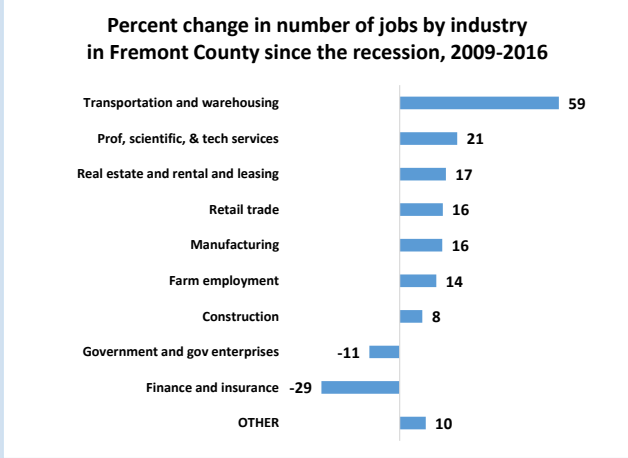
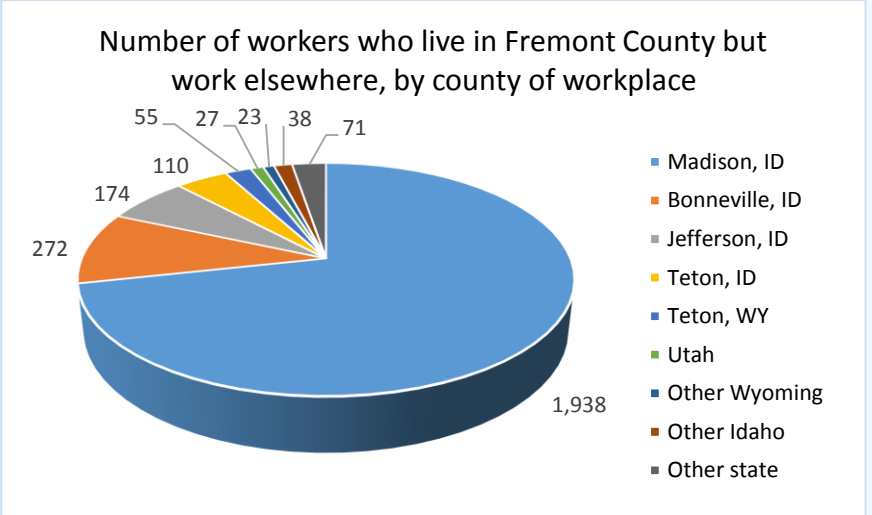
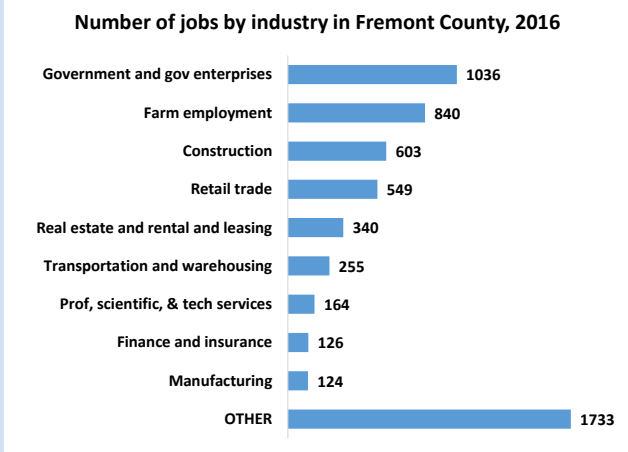
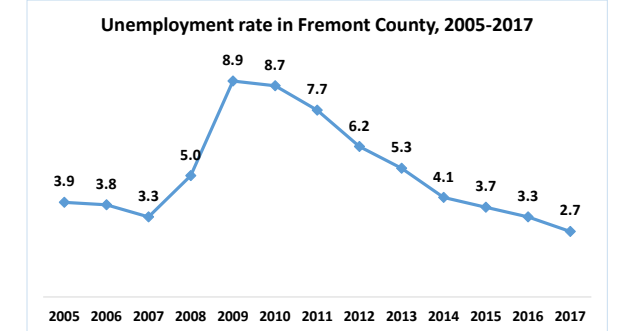
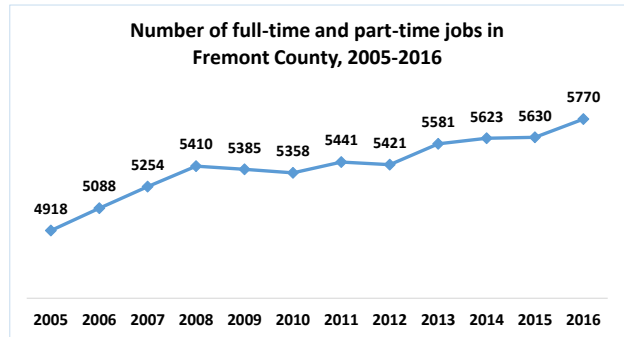


University of Idaho  
Extension



# ECONOMIC CHARACTERISTICS

	Ashton City	Fremont County
<b>Full- and part-time jobs</b>		
Total number, 2016	---	5,770
Total number, 2011	---	5,441
Total number, 2006	---	5,088
Change, 2011-2016, percent	---	6.0
Change, 2006-2011, percent	---	6.9
<b>Employment characteristics</b>		
Labor force participation rate, 2012-2016 average, percent	58.0	56.8
Unemployment rate, 2012-2016 average, percent	3.4	5.2
Self-employment rate, 2016, percent	---	43.1
Average annual pay, 2017, dollars	---	33,525
<b>Business establishments with paid employees, by size, 2015</b>		
All establishments, number	---	285
Establishments with 1-4 paid employees, number	---	194
Establishments with 5-9 paid employees, number	---	51
Establishments with 10-19 paid employees, number	---	24
Establishments with 20-49 paid employees, number	---	13
Establishments with 50 or more paid employees, number	---	3



NOTE: "Other" industries include forestry, fishing, and related activities; mining, quarrying, and oil and gas extraction; utilities; wholesale trade; information; management of companies and enterprises; administrative and support and waste management and remediation services; educational services; health care and social assistance; arts, entertainment, and recreation; accommodation and food services; and other services.

# HOUSING CHARACTERISTICS

	Ashton City	Fremont County
<b>Total housing units, 2012-2016 average</b>		
Number of housing units	458	8,653
<b>Housing tenure, 2012-2016 average, percent of housing units</b>		
Owner-occupied units	71	81
Renter-occupied units	29	19
<b>Housing type, 2012-2016 average, percent of housing units</b>		
1 unit, attached or detached	83	83
2-4 units	2	4
5 or more units	0	1
Mobile home, boat, RV, van, etc.	15	12
<b>Housing affordability, 2012-2016 average</b>		
Households spending 30% or more of income on housing costs		
Owner-occupied units, percent	17	21
Renter-occupied units, percent	66	38



SOURCES: US Census Bureau

## RESOURCES

Headwaters Economics, Economic Profile System

<https://headwaterseconomics.org/tools/economic-profile-system/>

- Ashton City – Demographics
- Fremont County – Multiple topics
  - Demographics
  - Socioeconomic measures
  - Agriculture, timber, and mining, including oil & gas
  - Services and tourism
  - Government
  - Non-labor income
  - Public land amenities
  - Federal land payments
  - Wildland urban interface

## PROJECT PARTNERS

University of Idaho

Idaho Rural Partnership

## CONTACT INFORMATION

Jon Barrett

[Jon.Barrett@irp.idaho.gov](mailto:Jon.Barrett@irp.idaho.gov)

<http://medamembers.org/meda>

<http://irp.idaho.gov>